

Olympian Plus Lubricators

L64M/C, L68M/C

- Olympian Plus plug in design
- High flow general purpose regulator
- Push to lock adjusting knob with tamper resistant option
- Mount in any orientation

Technical data

L64M/C

Maximum pressure:
250 psig (17 bar)
Guarded transparent bowl: 150 psig (10 bar)

Operating temperature*:
-30° to 175°F (-34° to 80°C)
Guarded transparent bowl: 0° to 125°F (-20° to 50°C)

L68M/C

Maximum pressure:
250 psig (20 bar)
Operating temperature*:
0° to +175°F (-20° to +80°C)
* Air supply must be dry enough to avoid ice formation at temperatures below +35°F (+2°C).

Materials:

L64M/C
Body: Zinc
Bowl: Aluminum
Yoke: Zinc
Elastomers: Nitrile

L68M/C
Body: Aluminum
Bowl: Aluminum
Yoke: Aluminum
Adjusting knob: Acetal resin
Elastomers: Nitrile



Ordering Information

Models listed include yoke with PTF threads, manual drain, and metal bowl with liquid level indicator.

Type	Port Size	Model	Flow scfm (dm3/s)	Weight lb (kg)	Service Kit
Micro-Fog	1/2"	L64M-4AP-QDN	153 (72)	3.02 (1.37)	4382-200
	1"	L68M-8AP-QUN	424 (200)	4.49 (2.04)	4382-301*
	1-1/4"	L68M-AAP-QUN	424 (200)	4.59 (2.08)	
	1-1/2"	L68M-BAP-QUN	424 (200)	4.67 (2.12)	

* For micro-fog only. For oil-fog order 4382-300

Options selector (L64)

L64★-★★P-Q★★

Type	Substitute
Oil-fog	C
Micro-fog	M

Port size	Substitute
1/4"	2
3/8"	3
1/2"	4
3/4"	6
No yoke	N

Threads	Substitute
PTF	A
ISO G parallel	G
No yoke	N

Options	Substitute
None	N
Quick fill device	Q

Bowl	Substitute
7 oz metal with liquid level indicator	D
7 oz transparent with guard	P
1 qt long metal bowl with liquid level indicator	A

Options selector (L68)

L68★-★★P-QU★

Type	Substitute
Oil-fog	C
Micro-fog	M

Port size	Substitute
3/4"	6
1"	8
1 1/4"	A
1 1/2"	B
None	N

Threads	Substitute
PTF	A
ISO G parallel	G
None	N

Options	Substitute
None	N
Quick fill device	Q

Olympian Plus Lubricators

L64M/C, L68M/C
Dimensions in inches (mm)

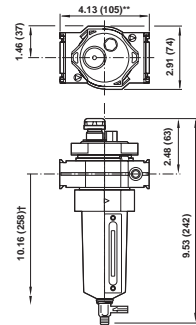
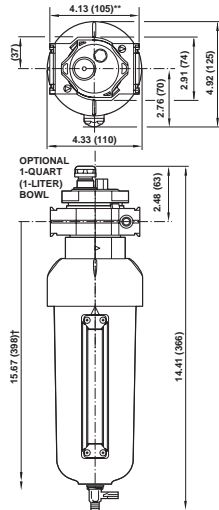
Accessories

	Bracket kit		Bracket kit		3/2 Shut-off valve	Single yoke	Double yoke	Tamper resistant wire	Quick fill adapter
L64	1/4"	—	74504-50	74504-52*	T64E-2AB-P1N	Y64A-2AA-N1N	Y64A-2AA-N2N	2117-01	18-011-024
	3/8"	—	74504-50	74504-52*	T64E-3AB-P1N	Y64A-3AA-N1N	Y64A-3AA-N2N	2117-01	18-011-024
	1/2"	—	74504-50	74504-52*	T64E-4AB-P1N	Y64A-4AA-N1N	Y64A-4AA-N2N	2117-01	18-011-024
	3/4"	—	74504-50	74504-52*	T64E-6AB-P1N	Y64A-6AA-N1N	Y64A-6AA-N2N	2117-01	18-011-024
L68	3/4"	18-001-979	74504-50	74504-52*	T68E-6AB-B2N	Y68A-4AN-N1N	Y68A-4AN-N2N	2117-01	18-011-021
	1"	18-001-979	74504-50	74504-52*	T68E-8AB-B2N	Y68A-6AN-N1N	Y68A-6AN-N2N	2117-01	18-011-021
	1-1/4"	18-001-978	74504-50	74504-52*	T68E-4AB-B2N	Y68A-AAN-N1N	Y68A-AAN-N2N	2117-01	18-011-021
	1-1/2"	—	74504-50	74504-52*	T68E-BAB-B2N	Y68A-BAN-N1N	Y68A-BAN-N2N	2117-01	18-011-021
	1-1/2"	—	74504-50	74504-52*	T68E-BAB-B2N	Y68A-BAN-N1N	Y68A-BAN-N2N	2117-01	18-011-021

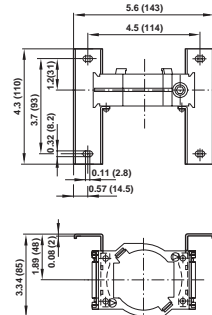
*To fit 1 liter bowl version.

Optional 1 quart US (1 liter) bowl

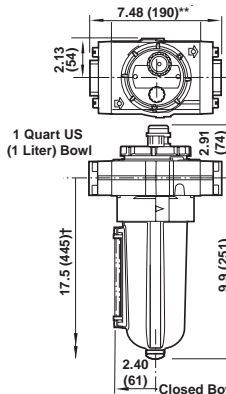
L64



Mounting bracket (L64)

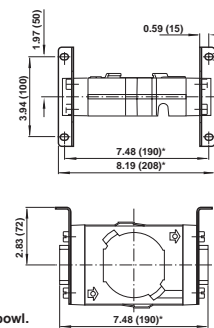


**6.18" (157) for models with 3/4" ports.
† Minimum clearance required to remove unit.



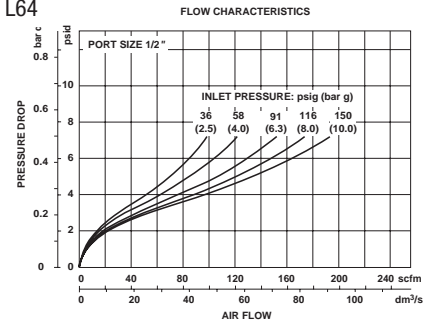
Closed Bowl (No Drain) Manual Drain
** Add 0.39" (10 mm) for 1-1/4" and 1-1/2" models. † Minimum clearance required to remove bowl.

Mounting bracket (L68)

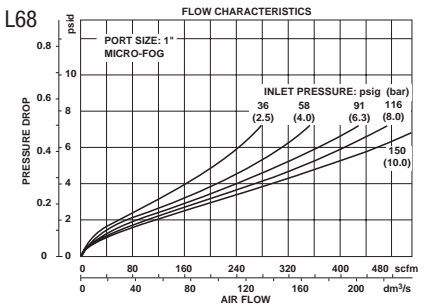


Typical Performance Characteristics

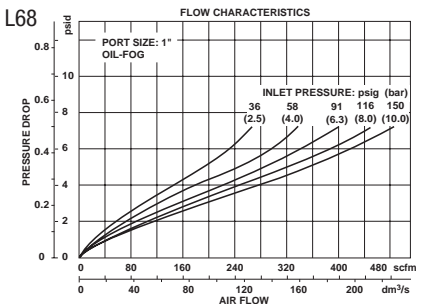
L64



L68



L68



L68

